

FEEDBACK ANALYSIS 2021-2022

The feedback of the respondents are considered from 01-07-2021 to 31-05-2022. Students feedback is essential for institution on all aspect of the academics for its overall improvement. The objective of the exercise is to correctly gauge the impact of all the efforts taken by the institution at all levels on the various stakeholders. The feedback on various curriculum is collected and analysed statistically. Recently the institution has celebrated his 75th year so all the effort made to collect feedback on various aspect. The feedback committee has collected feedback on

- 1) Feedback on curriculum by the student
- 2) Feedback of teachers on curriculum
- 3) Feedback of students on Teachers
- 4) Students feedback on infrastructure
- 5) Students feedback on library
- 6) Feedback of employer on curriculum
- 7) Feedback of Alumni on curriculum

Total 854 students have gave their feedback on various aspects. The feedback committee collected their feedback and placed before Governing Body members through IQAC. The Governing Body members takes the action on the feedback given by the students.

1. Feedback of curriculum by the student

Table No. 1

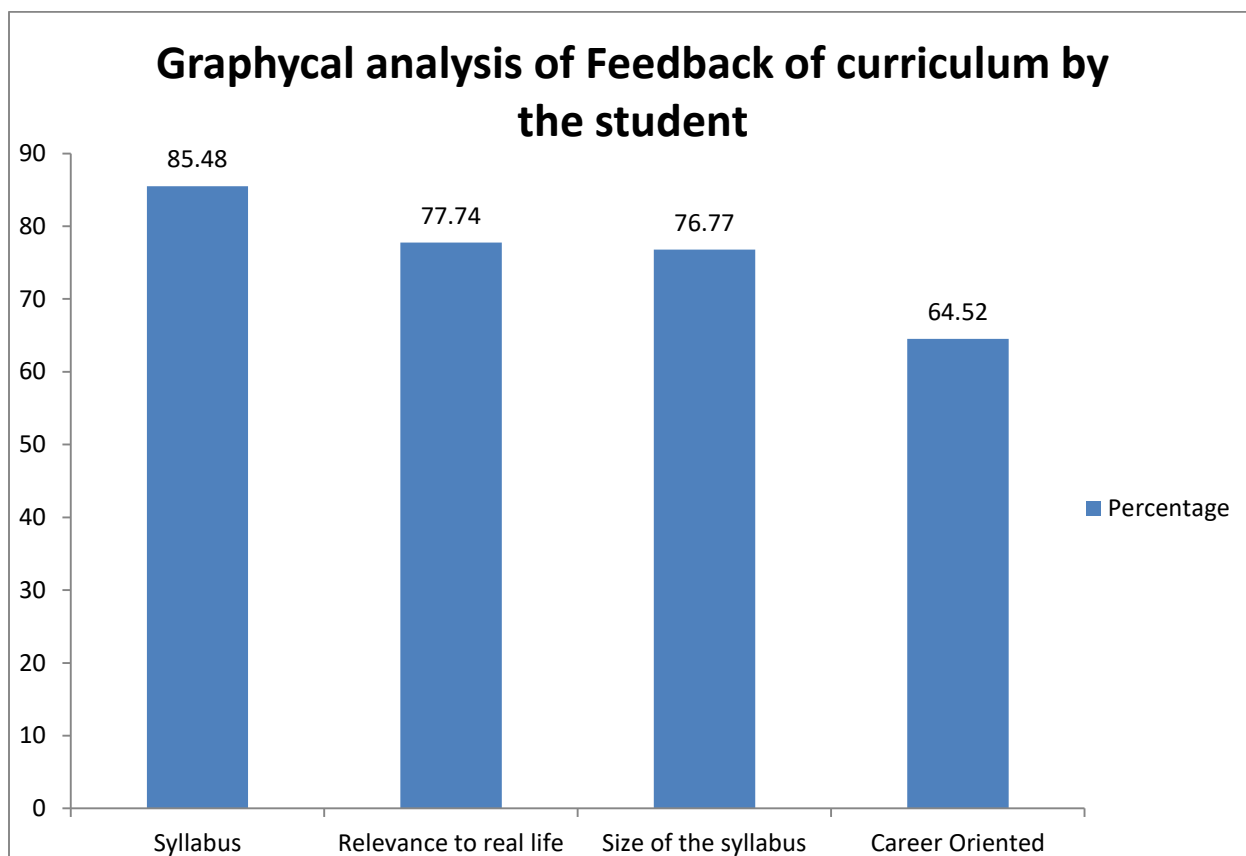
Total response 310

Related work	Excellent	Very Good	Average	Needs improvement	Positive Response
Syllabus	124	141	32	13	85.48
Relevance to real life	100	141	47	22	77.74

Table No. 2

	Vast	Manageable	Short	Too Short	Positive Response
Size of the syllabus	36	238	28	08	76.77
	Surely	May be	Some what	Not at all	
Career Oriented	200	76	27	07	64.52

	Yes	No	Need more	Not sure	
Practical Hours	200	45	40	25	64.52



- 85.48% respondents are of the opinion that the given syllabus is up to the mark.
 - 77.74% respondents feel that the current syllabus is relevant to life.
 - 76.77% respondents feels that the current syllabus is manageable throughout the semester.
 - 64.52% respondents says that the given syllabus is career oriented.
 - About 64.52% respondents are of the opinion that there are enough practical hours are given in the semester to understands the syllabus.
- Suggestion
1. In the B.Com. II syllabus current affairs should be added and also add more information about related subject and new technology should be introduced in the syllabus.
 2. In the B.Sc. I Botany syllabus needs to be improved and focus on practicing along with teaching.
 3. Syllabus should be improvable with extra practical session.
 4. In B.Sc. II Computer Science syllabus include the program language PHP and Python with AI and ML. Provide internship opportunities to student.

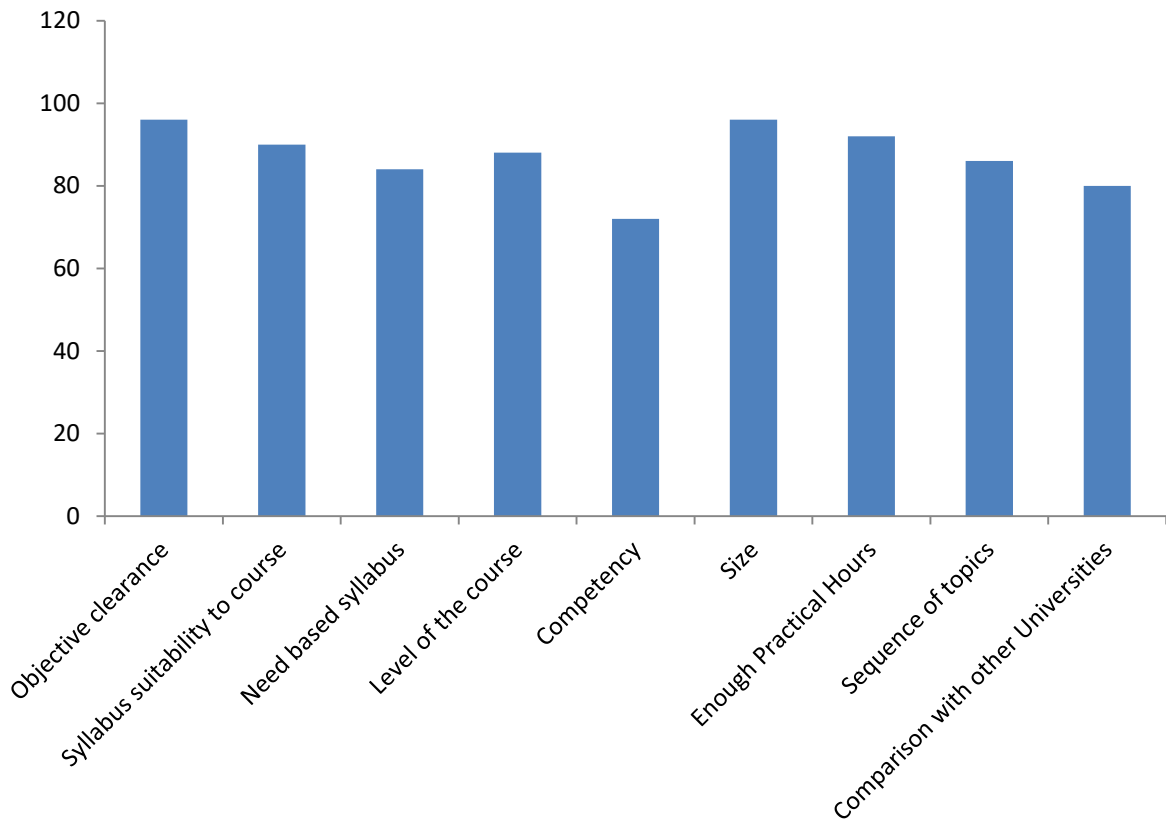
Teachers Feedback on Curriculum

Table No. 3 :Feedback of curriculum by the Teachers

Total respondents 50

	Highly clear	Clear	Partly clear	Not clear	Positive response
Objective clearance	26	22	01	01	96.00
	Highly	Suitable	Partly	Not suitable	
Syllabus suitability to course	19	26	04	01	90.00
	Strongly agree	Agree	Partly agree	Disagree	
Need based syllabus	11	31	07	01	84.00
	Too High	High	Low	Too low	
Level of the course	28	16	04	02	88.00
	Excellent	Very Good	Average	Poor	
Competency	09	27	10	04	72.00
	Vast	Manageable	Short	Too short	
Size	10	38	02	00	96.00
	Yes	No	Need more	Not sure	
Enough Practical Hours	34	12	03	01	92.00
	Excellent	Very good	Average	Need improvement	
Sequence of topics	28	15	06	01	86.00
	Superior	At par	Inferior	Can't Say	
Comparison with other Universities	28	12	07	02	80.00

Graphical analysis of feedback curriculum by the teachers



- Among the respondents 96.00% Teachers are of the opinion that syllabus has clear objectives.
- 90% Teachers agrees that the current syllabus suits to the course.
- About 84.00% Teachers observes that the given syllabus is need based.
- 88.00%, 72.00%,96.00% Teachers are of the opinion that the given syllabus is relevant to the level, Competencies and Size of the syllabus.
- 92.00% Teachers feels that there are enough practical hours to complete the syllabus of the course.
- 86.00% Teachers are of the opinion that sequence of topic of the syllabus is proper.
- 80.00% Teachers feels that the givensyllabus is comparable to the other Universities.

➤ Suggestion

1. M.Sc. II Chemistry Syllabus should be improved by removing outdated content
2. In B.Com. I Syllabus PBM and PBO should be rearranged neatly.
3. M.A. I Economics subject should be competitive based and business related.
4. B.Sc. III Physics syllabus should be more application based and some numerical should be added in the syllabus

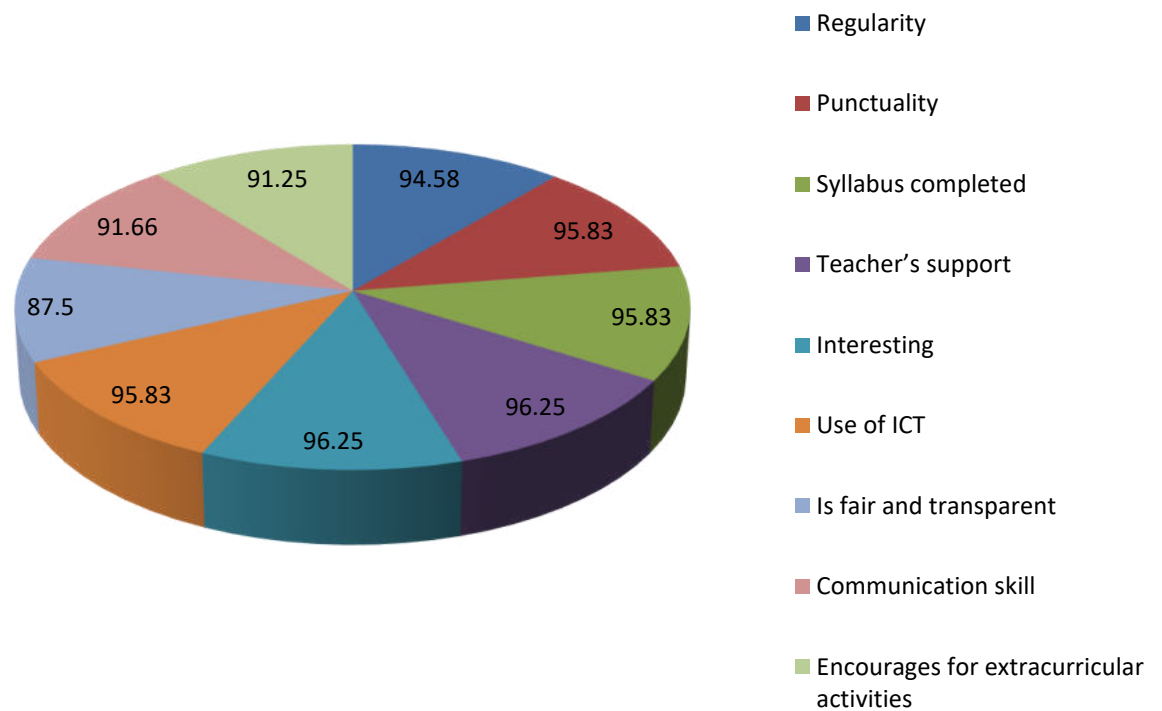
➤ **Feedback of students on Teachers**

Table No. 4: Feedback of Teachers by students

Total respondents: 240

	Mostly	Always	Sometimes	Never	Positive response
Regularity	76	151	07	06	94.58
Punctuality	85	145	07	03	95.83
Syllabus completed	100	130	06	04	95.83
Teacher's support	81	150	07	02	96.25
Interesting	91	140	06	03	96.25
Use of ICT	80	150	06	04	95.83
Is fair and transparent	100	110	22	08	87.50
	Excellent	Very good	Good	Average	
Communication skill	111	109	14	06	91.66
	Strongly Agree	Agree	Disagree	Neutral	
Encourages for extracurricular activities	112	107	08	13	91.25

Graphical analysis of feedback of students on teachers



- Among the respondents more than 94.58% Teachers are regular and punctual in their work.
- 95.83% Teachers are completing their syllabus properly.
- Among the respondents 96.25% Teachers are supporting students in personal counseling.
- Students says that 95.83% teachers are using ICT tools to deliver their lectures.
- According to the student 87.50% Teachers are fair and transparent in their work.
- About 91.66% Teachers have good communication skills.
- 91.25% student responded that Teachers are encouraging students for extracurricular activities.

- The feedback of the students about teachers leads us to the conclusion that they are very much happy with the Teachers way of teaching and the way they complete their syllabus and encourages in other activities.

- Suggestion
 1. Organizing student personality programme to increase the confidence of student.
 2. Encourage for in house summer research program.

❖ Student's Feedback on Infrastructure

Table No. 5 : Feedback on infrastructure by student

Total respondents: 80

	Excellent	Very Good	Average	Need improvement	Positive response
Classrooms	26	35	12	07	76.25
Drinking water facilities	16	38	22	04	67.50
Toilets	17	29	22	12	57.50
Parking facilities	35	22	16	07	71.25
Sports facility	38	20	16	06	72.50
Security Service	24	29	16	11	66.25

- 76.25% students are happy with the cleanliness of classrooms.
- 67.50 % student are satisfied with drinking water facilities provided by the institution.
- 57.50% students are happy with cleanliness of toilets.
- 71.25% students are happy with the parking facility provided by the institution.
- 72.50% students are of the opinion that institution effort for making future sportsman are up to the mark.
- 66.25% students are happy with security system provided by the institution.

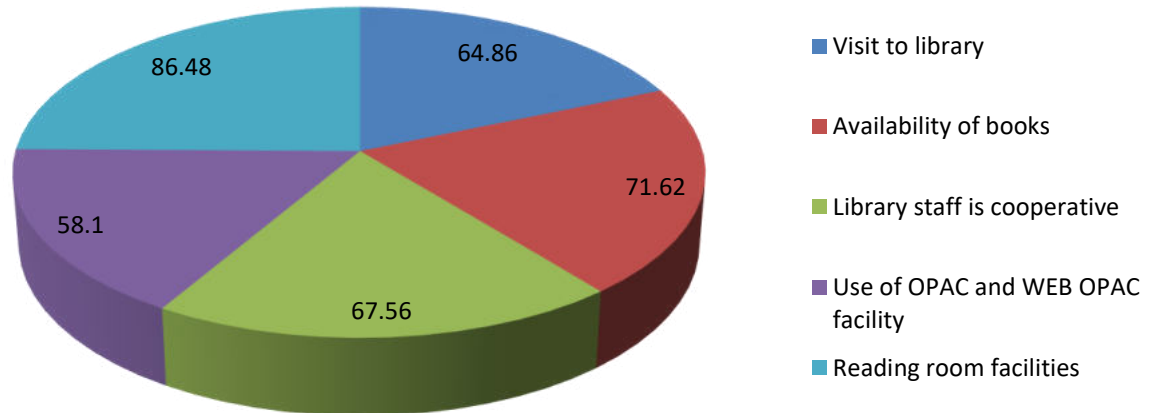
- Suggestion
 1. Cleanliness in toilet and bathroom should be maintained.
 2. Extra talented sports coach should be provided by the institution to make future sportsmen.

➤ Students Feedback on Library

Table No. 6 Total respondents: 74

	Once a month	Once a week	Twice a week or more	Once in a semester	Positive response
Visit to library	18	28	20	08	64.86
	Mostly	Always	Sometimes	Never	
Availability of books	28	25	12	09	71.62
Library staff is cooperative	20	30	20	04	67.56
Use of OPAC and WEB OPAC facility	23	20	14	17	58.10
	Excellent	Very Good	Average	Need improvement	
Reading room facilities	28	36	08	02	86.48

Feedback of students on library



- 64.86% of the students are visiting twice a week to the library or once a week.
- 71.62% students are satisfied with the availability of books.
- 67.56% students are happy with the behavior of the library staff.
- 58.10% students are using OPAC or WEB OPAC facilities provided in the library.
- 86.48% students are happy with reading room facilities provided by the library.

- Suggestion
 1. Need to add syllabus book quantity.
 2. Improvement in seating arrangement.
 3. Increase in library time.

➤ Feedback of Employer on curriculum

Table No. 7

Total Respondents 10

	Excellent	Good	Average	Poor	Positive response
Content and coverage of present course	05	05	00	00	100
	Fully sufficient	Sufficient	Partly sufficient	Can't Say	
Practical/Experiential learning content of course	00	08	02	00	66.67
	Excellent	Good	Average	Poor	
Competency	03	07	00	00	100
	Vast	Manageable	Short	Too short	
Size of the syllabus	03	07	00	00	70
	Superior	At par	Inferior	Can't Say	
Comparison with other University	08	02	01	00	80

- 100% Employers are satisfied with the content and coverage of the current syllabus and competency.
- 66.67% employers are of the opinion that syllabus contains Practical/Experiential learning content.
- 70% are satisfied with the size of the syllabus.
- 100% employers are of the opinion that the given syllabus is competent.
- 80% are fully accepted that the current syllabus is comparable with the other Universities.

➤ Feedback of Alumni on curriculum

Table No. 8

Total Respondents: 90

	Excellent	Very good	Average	Needs improvement	Positive response
In relation to need of profession	30	50	08	02	88.88
	Vast	Manageable	Short	Too short	
Size suitable to the course	26	56	06	02	62.22
	Too High	High	Low	Too low	
Level of the	28	48	10	04	84.44

course					
	Strongly Agree	Agree	Partly Agree	Neutral	
Syllabus is need based	25	47	10	08	80.00
	Excellent	Very Good	Average	Need improvement	
Competency	47	23	10	10	77.77
	Yes	More	No Need	Not sure	
Enough Practical Hours	53	16	20	01	76.66
	Suitable	Partly suitable	Need more	Can't Say	
Suitable to overall knowledge	54	25	06	05	60.00

- 88.88% Alumni are of the opinion that the current syllabus is possessive.
- 62.22% Alumni are of the opinion that size of the syllabus is manageable.
- 84.44% respondents says that level of the syllabus is being maintained.
- 80% Alumni are of the opinion that syllabus is need based.
- More than 60% of the respondents says that the current syllabus is competent and suitable for getting overall knowledge.
- 76.66% Alumni are of the opinion that there are enough practical hours to complete the current syllabus.

Feedback Analysis summary 2021-22

The objective of this feedback exercise is to correctly gauge the impact of all the effort taken by the institution. Our college is committed to continuous development of each and every part in educational system. So, IQAC has designed online feedback system to involve all the students to give feedback on the curriculum, infrastructure, library and teachers. IQAC conducted various surveys and sessions to seek feedback from the students on curriculum, Infrastructure, Library etc. They collect and analyze the feedback received and make suggestions to administration so as to initiate the action for improvement. The process of obtaining feedback is to get result in the involvement of relevant students in building the document and plan for the betterment of the institute.

The feedback activity includes

1. Feedback on curriculum by the student
2. Feedback on curriculum by the teachers
3. Feedback on Teachers by the students
4. Feedback on infrastructure by the students
5. Feedback on Library by the students
6. Feedback on curriculum by the employer
7. Feedback on curriculum by the Alumni

Methodology:

- Feedback on curriculum is collected from the students by uploading the Feedback Forms at the institutional website. It is collected online and brought to the IQAC for its analysis. The Statistical data is collected from the student and handed over to the Feedback committee. Further suggestions are incorporated by departments, college Council and governing body.
- Alumni feedback is collected during Alumni meeting. Feedback from teachers is collected as well by uploading the feedback forms on the portal.
- The teachers or peers also give their feedback which is available on the server and the received data gets forwarded to the authorities for further action.
- Online surveys: There was a web-based survey conducted using <https://gsck.ac.in/Gsckpro/feedback.html>
- The questionnaire had both quantitative and open-end questions.

Analysis

The feedback received from this process was used in making the document and further action plan for the institute. A summary online quantitative and qualitative (suggestions) feedback collected from students, faculty and the key findings is reported to the management during the IQAC meeting.

Key finding are as follows:

1. Industry based courses and the courses which improves the overall development of students should be introduced.


2. Special programs/ events should be organized for personality Development/soft-skills/competitive examination.
3. For the overall development of the students many of the personality programmes and softskill programs should be introduced in the institution
4. Curriculum needs to be effective.
5. New PG courses can be introduced in science faculty.

Action taken report

1. Considering the demands of the students institution has already started a short term course on social and industry
2. Institution has taken a keen effort to uplift the knowledge of the advance learners student providing more facilities from the library and also special focus is made on the slow learner students providing them a remedial coaching.
3. Bridge Courses and skill oriented courses have been introduced to bridge the knowledge gap and to make students more skilled.
4. Placement and guidance cell has been strengthened. Many personality programmes and also softskillprogrammes are arranged by the placement cell for the benefit of the student.
5. Teachers are asked to undertake more experiential teaching learning process. Teachers are also using PowerPoint presentations for enhancing teaching learning experience.
6. To help undergraduate fresh students understand the challenges and opportunities present in the Institute and to counsel their academic and personal problems 'Students Mentoring System' is introduced. Also Students induction program as governed by the SGBAU is also introduced for the fresher students. In this program a various program like know your college, Various renowned lectures from the various expert is being introduced.
7. Various short term courses which are helpful for the beneficial of students are introduced.
8. New PG programme M.Sc. Mathematics is also introduced by the institution to give more knowledge to student.



Dr P V Ubale



Dr. D. S. Talwankar
Principal
G.S.Sel., Arts & Commerce
College, Khamgaon-444303

